

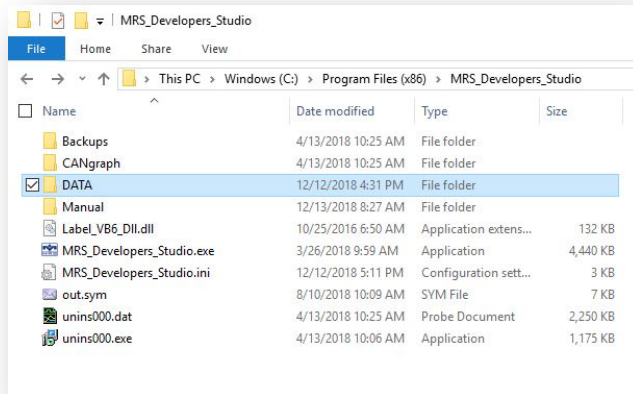
CAN I/O Revision G

The product change notification 2018-7 (180261) communicated the changes to our product 1.033.xxx.xxE. With this change, the previous article number had to be adjusted. This means that you have to update the IO_DEF file in your version of the MRS Developers Studio so that you can use the new version of the CAN I/O in your projects.

The article number has changed from 1.033.xxx.xxE to 1.033.xxx.xx01E.

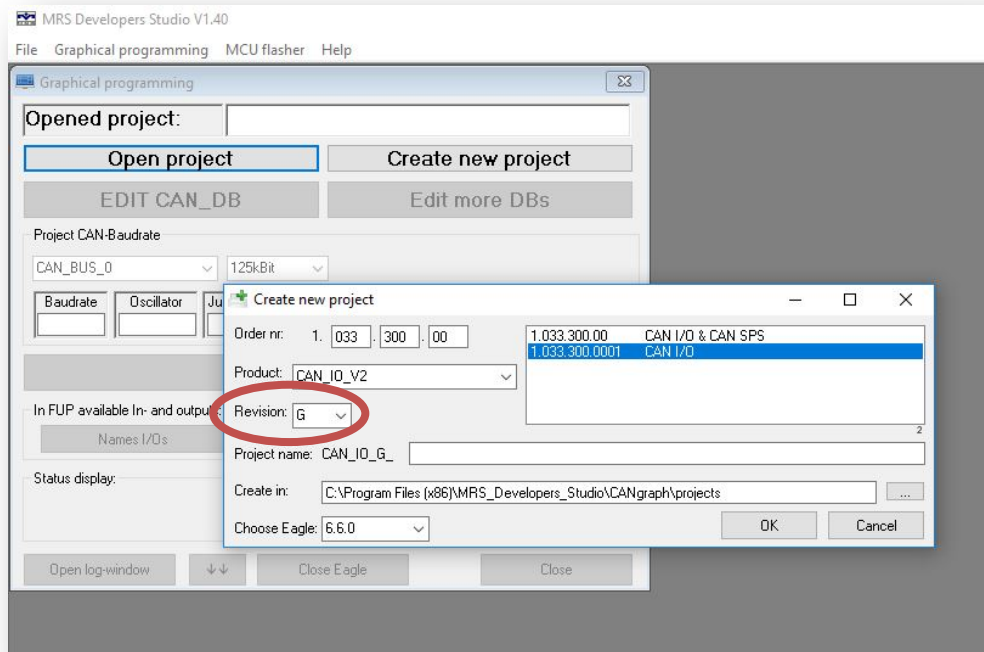
The following points will show you how to update your IO_DEF file.

1. *Download the new IO_DEF file from the following link:*
https://www.mrs-electronic.de/webdata/softwaretools/IO_DEF_CAN_IO_V2.MDB
2. *Insert the IO_DEF_CAN_IO_V2.MDB file into the MRS Developers Studio installation directory in the "DATA" folder and replace the old file.*



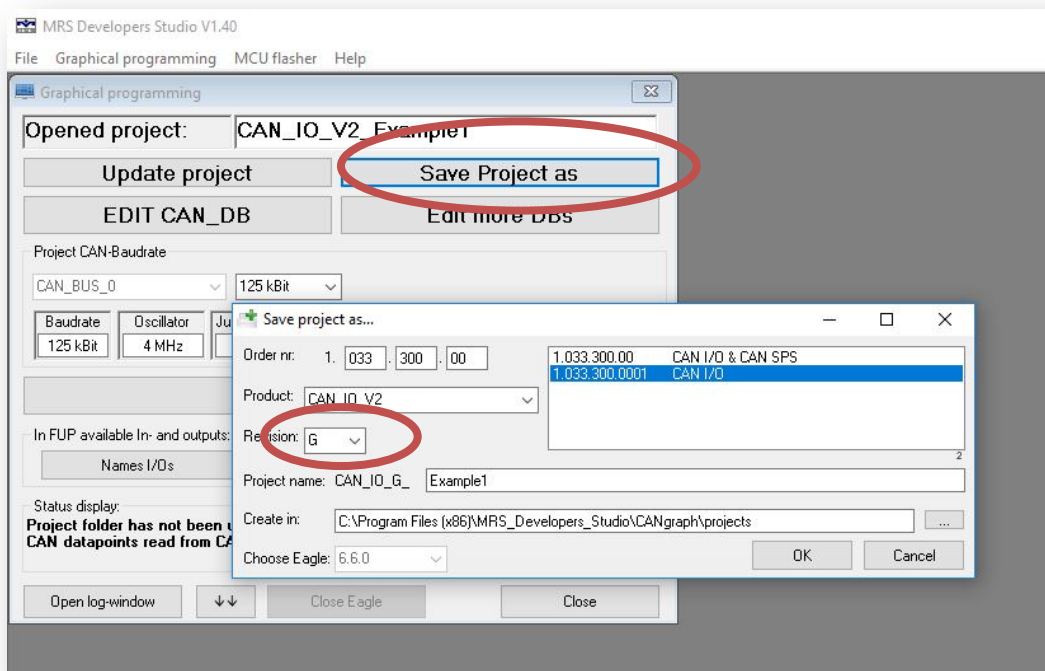
Procedure for a new project

3. *When you create a new project, you must select the correct options. First, the new article number / drawing number (1.033.xxx.xx01E) and the current revision (G) must be selected.*

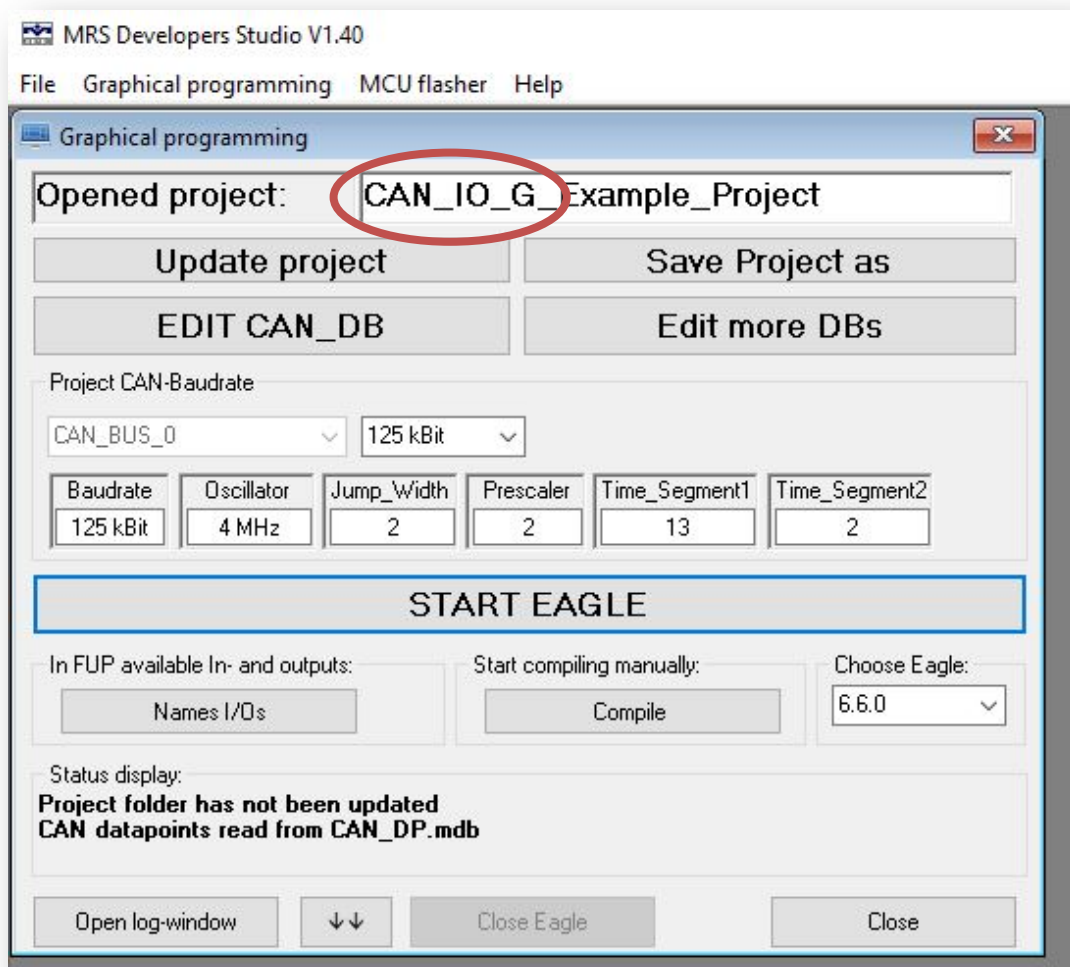


Procedure for existing software with revision E

4. If you want to update an existing project to the new revision G hardware, you must save the project again with the new article number using the "Save project as" function. Make sure that revision G is selected.



5. If you have performed all previous steps correctly, your new project name should contain the letter "G" for the updated revision.



6. As a final step, check whether all the data has been transferred correctly. Be sure to recompile the project and use the corresponding .S19 file.